

CAT 1 WEATHER (updated on 10 Aug 2023)

[High Importance]

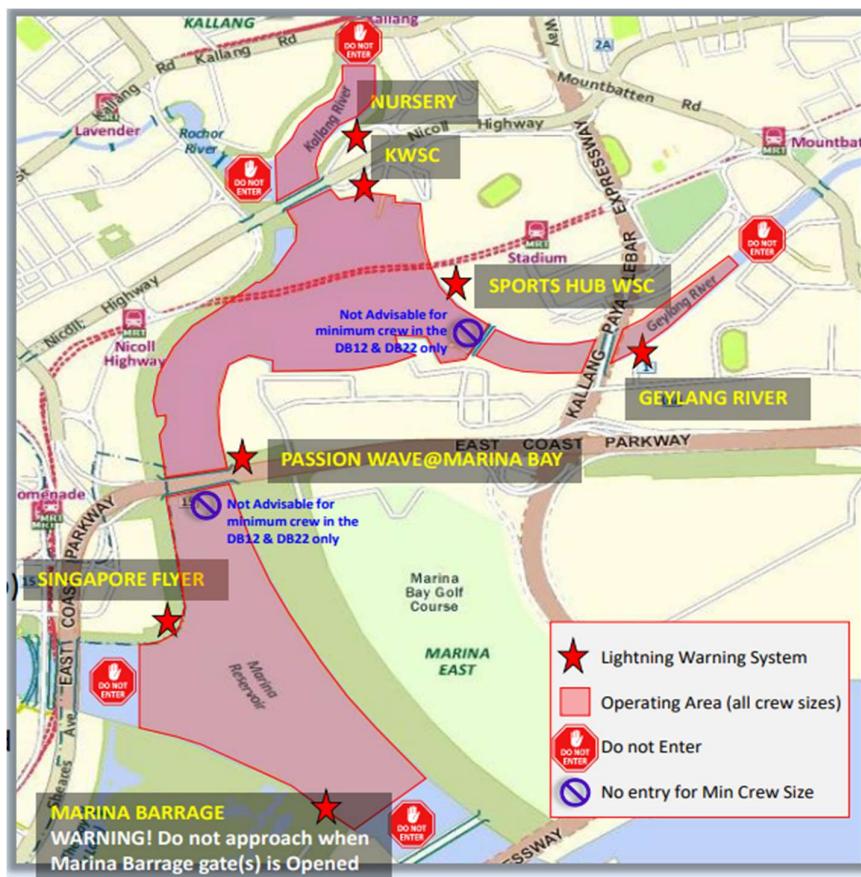
In May 2019, some teams were found carrying on their training sessions and/or still on the water after Cat 1 was activated. These teams were handed penalties/reprimands ranging from Written Warnings and up to 4 weeks suspension. Please note that Cat 1 weather, either refers to heavy rain and or lightning strikes (which can also occur without any rainfall).

SDBA would like to remind the dragon boat community to check the weather status and condition before and/or during paddling sessions. **All Teams must therefore observe the no water activity during Cat 1 activation requirement.**

Lightning Warning System beacons

The most visible indication of Cat 1 activation would be the Lightning Warning System (LWS) beacons installed at :

- Kallang Water Sports Centre (KWSC)
- Dragon Boat Nursery
- Sports Hub WSC
- Geylang River
- Passion Wave @ Marina Bay
- Marina Reservoir (near the Singapore Flyer)



Locations of Lightning Warning System around Kallang River, Geylang River and Marina Reservoir.

As the Kallang River, Geylang River and Marina Reservoir are inter-connected where Teams can paddle anywhere within these areas, Teams are to comply with the Cat 1 activation requirement once any LWS is activated, regardless where they launched their boats from.

i. Before Departure from Beach

Before departing Kallang Riverside Park Beach (also known as Nursery Beach), please check the LWS@Nursery by sending a crew member to sight the LWS beacon inside the Dragon Boat Nursery.

ii. After Departure from Beach

Once Teams have moved off from the beach, please sight the LWS@KWSC after passing Merdeka Bridge.

iii. Launching from WSC and/or Passion Wave @ Marina Bay

Teams launching from Sports Hub Water Sports Centre (WSC) and Passion Wave @ Marina Bay are to note the LWS@WSC and LWS@PAWV respectively.

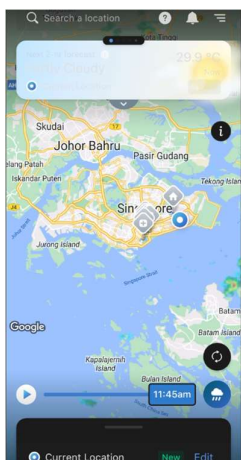
MyENV App

As of 2015, Boat Captains (identified as Coach and/or Steersperson) are required to bring along their smart phones when conducting paddling sessions. The purpose is to facilitate ease of checking weather status and conditions, to get the Heavy Rain Alert and Lightning notifications when Cat 1 is eminent, or when any LWS are out of sight while in the waters during paddling sessions.

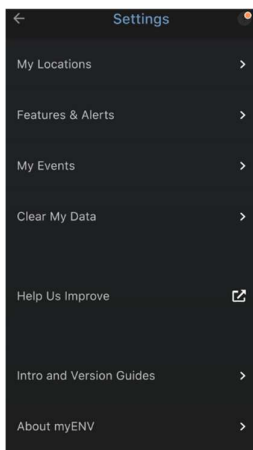
The followings are suggested approach in activating the Heavy Rain Alert and Lightning setting / notifications in MyENV app.

1. Download the MyENV app.
2. Set the following settings in the MyENV app:

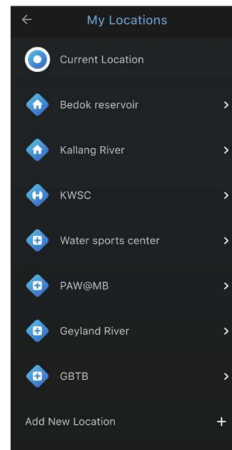
i. Click the 3 bars at the top corner, select "settings".



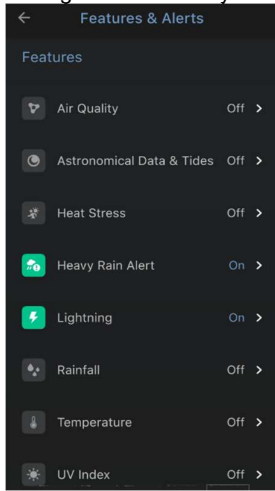
ii. Select "My Locations" / "Add New Location", and select / add locations near the LWS locations.



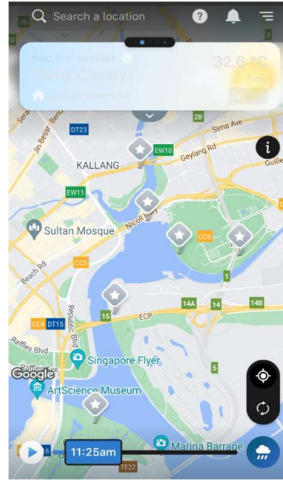
iii. Once selected / added, it will appear something like this.



iv. Go back to Settings and select “Features & Alerts” and activate “Heavy Rain Alert”, “Lightning” and “High Alert Advisory”.



v. Go back to the main page and it will look something like this. Remember to turn on the notifications for this app in your handphone. And you are done!



IMPORTANT NOTE!

Please quickly exit the water and make your way back to your launch locations, or any of the nearest launch locations in emergency situations and seek shelter when either LWS (from where you launch) and/or MyENV App is activated.